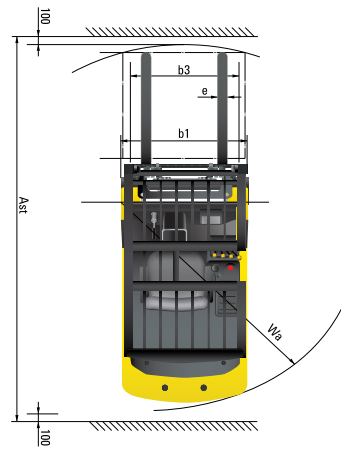
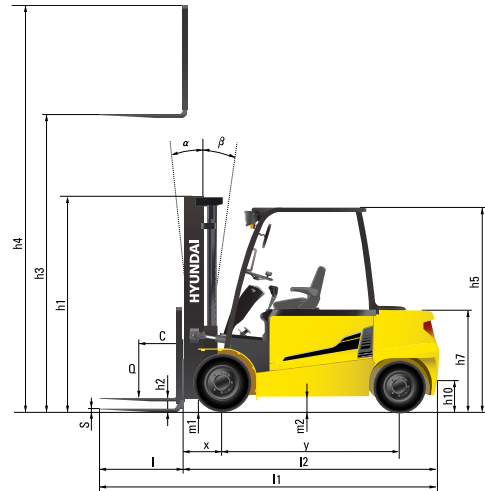


Dimension



Specification

Identification				
1.1	Manufacturer	HYUNDAI		
1.2	Manufacturer's type designation	40B-9	45B-9	50B-9
1.3	Drive : electric(battery or mains), diesel, petrol, fuel gas, manual	electric	electric	electric
1.4	Type of operation : hand, pedestrian, standing, seated, order - picker	seated	seated	seated
1.5	Load capacity / rated load	Q kg	4,000	4,500
1.6	Load center distance	c mm	500	500
1.8	Load distance, center of drive axle to fork	x mm	535	540
1.9	Wheelbase	y mm	2,025	2,025
Weights				
2.1	Service weight	kg	6,855	7,345
2.2	Axle loading, loaded front / rear	kg	9,548 / 1,307	10,456 / 1,389
2.3	Axle loading, unloaded front / rear	kg	3,504 / 3,351	3,656 / 3,689
Wheels, Chassis				
3.1	Tires : solid rubber(V), superelastic(SE), pneumatic(P), polyurethane(PE)	SE, P	SE, P	SE, P
3.2	Tires size, front(Φ x width)	250-15	250-15	28X12.5-15
3.3	Tires size, rear(Φ x width)	23X9-10	23X9-10	23X9-10
3.5	Wheels, number front rear(x = driven wheels)	2x/2	2x/2	2x/2
3.6	Track width, front	mm	1141	1114
3.7	Track width, rear	mm	1098	1098
Basic Dimensions				
4.1	Mast / fork carriage tilt forward / backward	degrees	6/10	6/10
4.2	Lowered mast height	h1 mm	2,225	2,225
4.3	Free lift height	h2 mm	120	120
4.4	Lift height	h3 mm	3,020	3,020
4.5	Extended mast height	h4 mm	4,224	4,224
4.7	Overhead guard (cab) height	h5 mm	2,320	2,320
4.8	Seat height / Standing height	h7 mm	1,176	1,176
4.12	Coupling height	h10 mm	460	460
4.19	Overall length	l1 mm	4,065	4,065
4.20	Length to face of forks	l2 mm	2,995	3,040
4.21	Overall width	b1 mm	1,370	1,424
4.22	Fork dimensions	l / e / s mm	50x122x1070	50x150x1070
4.23	Fork carriage ISO 2328, class / type A, B	III/A	III/A	III/A
4.24	Fork - carriage width	b3 mm	1,376	1,376
4.31	Ground clearance, loaded, under mast	m1 mm	160	165
4.32	Ground clearance, centre of wheelbase	m2 mm	150	155
4.33	Aisle width for pallets 1,000 x 1,200 crossways	Ast mm	4,405	4,445
4.34	Aisle width for pallets 800 x 1,200 lengthways	Ast mm	4,605	4,645
4.35	Turning radius	Wa mm	2,670	2,705
4.36	Smallest pivot point distance	mm		
Performance Data				
5.1	Travel speed, loaded/unloaded(80V)	km/h	18 / 18	18 / 18
5.2	Lift speed, loaded/unloaded(80V)	mm/s	360 / 520	330 / 500
5.3	Lowering speed, loaded/unloaded	mm/s	500 / 450	500 / 420
5.6	Max. drawbar pull, loaded/unloaded S2 5min	N	28,185 / 29,075	28,662 / 29,003
5.8	Max. gradient performance, loaded/unloaded S2 5min	%	23 / 25	21 / 23
5.10	Service brake		Hydraulic	Hydraulic
E - Motor				
6.1	Drive motor rating S2 60 min (80V)	kW	10.0x2	10.0x2
6.2	Pump motor rating at S3 - 15 % (80V)	kW	28	28
6.4	Battery voltage, nominal capacity K5 (80V)	Ah	700	700
6.5	Battery weight	kg	2,095	2,095
	Battery compartment dimensions L / W / H	mm	1,033 / 1,004 / 790	1,033 / 1,004 / 790
Other Details				
8.1	Type of drive control		AC	AC

40/45/50B-9

Electric Counterbalance Trucks

MOVING YOU FURTHER

HYUNDAI CONSTRUCTION EQUIPMENT



Your satisfaction is our priority!

Hyundai introduces a new line of **9-series** battery forklift trucks. The newly designed 4 wheel counterbalance trucks provide every operator comfortable driving, increased productivity and easy maintenance.

Compact forklift with proven AC technology

- Maximum performance
- Comfortable operating room
- Battery side loading system
- Curve control system
- Fingertip controlled mini levers available (optional)
- Weight indicator (optional)
- Safety system that prevents over loading (optional)



■ Some of the photos may include optional equipment.

High Efficiency & Optimal Performance



Efficient, smooth running and powerful performance make your work more productive.

40/45/50B-9



More efficient operating control levers (Optional)

Electronic directional control and secondary horn are mounted to the hydraulic lift lever for quick and precise maneuvering.



Finger tip control levers (Optional)

The finger tip control lever allows more precise control and fatigue-free working. The ergonomically designed armrest can be adjusted up, down, forward and backward for various operator's body type.



■ Some of the photos may include optional equipment.



Advanced drive and lift performance with proven durability and low maintenance

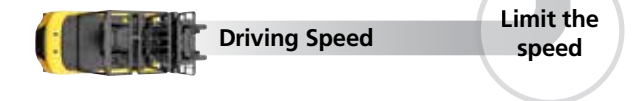
The enclosed drive and pump motor with AC technology combine power, high maintenance intervals and excellent durability. The brushless AC motors offer improved efficiency and reduction maintenance cost.



■ Some of the photos may include optional equipment.

Curve control

Curve Control limits travel speed based on turning radius, reducing speed for a smooth, precise turning operation for the driver.



Dual drive system

Using a dual drive system will minimise aisle width and energy consumption. Plus, the drive units and AC motors integrated in the front axle provide the operator with extremely improved gradient capacity.



Auto fork leveling system (Optional)

In order to improve productivity the auto fork leveling system will automatically stop the tilt movement when the mast is in a straight position.

Max. Gradeability (loaded)		Max. Travel Speed (Unloaded)	
Model	%	Model	Km / h
40B-9	23	40B-9	18
45B-9	21	45B-9	18
50B-9	19	50B-9	18

Anti roll back system, travel speed and gradeability

Anti Roll-back system offers protection against the machine rolling back on a ramp in combination with exceptional ramp start capabilities.

Advanced Safety



The safely designed driver's space makes your operating more comfortable.

40/45/50B-9



■ Some of the photos may include optional equipment.

Excellent visibility for safe operation

Optimized lift cylinder arrangement provides operator with wider visibility.



Panoramic mirror

The panoramic mirror expands the driver's view when backing up.

Strong overhead guard

Exceeding EEC and ANSI regulations, the overhead guard offers great protection combined with excellent all around visibility.



Fork safety features

When the forks are being lowered, a down-control valve maintains the controlled speed. The down-safety valve prevents forks from dropping down in case of sudden damage of hydraulic line.

OPSS(Operator Presence Sensing System)

When the operator is not in the seat all mast and drive movements are impossible.

Lift Lock **Tilt Lock** **Drive Lock**

■ Some of the photos may include optional equipment.



Safety lamps & rear reflectors

LED combination lights and halogen headlights offer the driver visibility in all circumstances. Rear reflectors mounted on the counterweight enhance safety for the driver and the application.

Optimised Ergonomics & Fast and Easy Maintenance



An ideal arrangement of components ensures easy access and convenience for maintenance.

40/45/50B-9



Spacious operator cabin

The newly designed cabin was conceived for more space, a wider field of view and operator comfort.

■ Some of the photos may include optional equipment.



Easy battery replacement

The battery compartment is equipped with a side battery removal assembly for easy removal and replacement.

■ Some of the photos may include optional equipment.



Optimized pedal position and floor mat

The position of accelerator and throttle have been optimized through human engineering.



Large entrance step

Wide and non-slip step offers convenience and safety when entering and exiting truck.



Adjustable steering wheel

To achieve a comfortable drive position, the angle of the steering column can easily be adjusted through a lever on the right-hand side of the steering column.



Grammer seat (Optional)

An easily adjustable suspension seat, based on a human engineering design, provides greater comfort reducing operator fatigue.



Advanced LCD Monitor

The LCD color monitor with 3.5 inch graphic smart display allows the operator to easily and efficiently control the machine. The monitor provides information about speed & accelerator level, steer angle & travel direction, battery discharge indicator, hour meter & working mode. The optional load indicator displays the load weight in the monitor. The operator can select various performance modes to meet all working conditions. It is available multi-languages (maximum 12) for operator.

H (High) mode **N** (Normal) mode **E** (Economic) mode

Turtle mode



Brake oil reservoir with level sensor

The enhanced brake oil reservoir, located in the upper left dash, is equipped with an electronic level sensor and easily visible through the monitor.

New 9 Series

40/45/50B-9

Mast Specification (40B-9)

Mast Type	Maximum Fork Height (mm)	Overall Height (Lowered) (mm)	Free Lift Height (mm)		Tilt Angle (deg) Fwd / Bwd	Load Capacity without side shift at (500mm LC)(kg)	Load Capacity with side shift at (500mm LC)(kg)	Truck Weight (Unloaded) (kg)
			With Load Backrest	Without Load Backrest				
	40B-9	40B-9	40B-9	40B-9	40B-9	40B-9	40B-9	40B-9
2-Stage Limited free lift	V270	2720	2075	120	120	6 / 10	4000	6833
	* V300	3020	2225	120	120	6 / 10	4000	6858
	V330	3320	2375	120	120	6 / 10	4000	6884
	V350	3520	2525	120	120	6 / 10	4000	6908
	V370	3720	2625	120	120	6 / 10	4000	6925
	V400	4020	2835	120	120	6 / 10	4000	6960
	V450	4520	3085	120	120	6 / 6	4000	7002
3-Stage full free lift	V500	5020	3335	120	120	6 / 6	4000	7045
	TF370	3730	2025	1139	812	6 / 6	4000	7134
	TF400	4030	2125	1239	912	6 / 6	4000	7160
	TF430	4330	2225	1339	1012	6 / 6	4000	7185
	TF450	4510	2285	1399	1072	6 / 6	4000	7201
	TF470	4720	2375	1489	1162	6 / 6	3950	7224
	TF500	5020	2475	1589	1262	6 / 6	3900	7250
	TF550	5520	2655	1769	1442	6 / 6	3750	7301
	TF600	6030	2835	1949	1622	6 / 6	3650	7341

Mast Specification (45B-9)

Mast Type	Maximum Fork Height (mm)	Overall Height (Lowered) (mm)	Free Lift Height (mm)		Tilt Angle (deg) Fwd / Bwd	Load Capacity without side shift at (500mm LC)(kg)	Load Capacity with side shift at (500mm LC)(kg)	Truck Weight (Unloaded) (kg)
			With Load Backrest	Without Load Backrest				
	45B-9	45B-9	45B-9	45B-9	45B-9	45B-9	45B-9	45B-9
2-Stage Limited free lift	V270	2720	2075	120	120	6 / 10	4500	7319
	* V300	3020	2225	120	120	6 / 10	4500	7345
	V330	3320	2375	120	120	6 / 10	4500	7370
	V350	3520	2525	120	120	6 / 10	4500	7395
	V370	3720	2625	120	120	6 / 10	4500	7411
	V400	4020	2835	120	120	6 / 10	4500	7447
	V450	4520	3085	120	120	6 / 6	4500	7489
3-Stage full free lift	V500	5020	3335	120	120	6 / 6	4500	7531
	TF370	3730	2025	1139	812	6 / 6	4500	7538
	TF400	4030	2125	1239	912	6 / 6	4500	7564
	TF430	4330	2225	1339	1012	6 / 6	4500	7590
	TF450	4510	2285	1399	1072	6 / 6	4450	7605
	TF470	4720	2375	1489	1162	6 / 6	4400	7629
	TF500	5020	2475	1589	1262	6 / 6	4300	7655
	TF550	5520	2655	1769	1442	6 / 6	4200	7707
	TF600	6030	2835	1949	1622	6 / 6	4050	7746

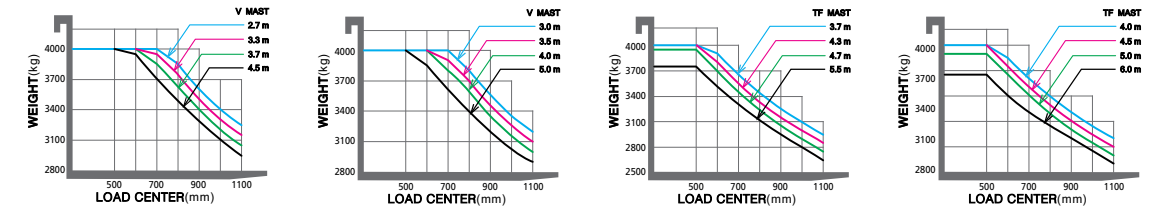
Mast Specification (50B-9)

Mast Type	Maximum Fork Height (mm)	Overall Height (Lowered) (mm)	Free Lift Height (mm)		Tilt Angle (deg) Fwd / Bwd	Load Capacity without side shift at (500mm LC)(kg)	Load Capacity with side shift at (500mm LC)(kg)	Truck Weight (Unloaded) (kg)
			With Load Backrest	Without Load Backrest				
	50B-9	50B-9	50B-9	50B-9	50B-9	50B-9	50B-9	50B-9
2-Stage Limited free lift	V260	2620	2080	120	120	6 / 10	4990	7780
	* V290	2920	2230	120	120	6 / 10	4990	7806
	V320	3220	2380	120	120	6 / 10	4990	7831
	V340	3420	2530	120	120	6 / 10	4990	7856
	V360	3620	2630	120	120	6 / 10	4990	7873
	V390	3920	2840	120	120	6 / 10	4990	7908
	V440	4420	3090	120	120	6 / 6	4990	7950
3-Stage full free lift	V490	4920	3340	120	120	6 / 6	4990	7993
	TF360	3662	2030	1074	807	6 / 6	4990	7942
	TF390	3962	2130	1174	907	6 / 6	4990	7968
	TF420	4262	2230	1274	1007	6 / 6	4990	7994
	TF440	4442	2290	1334	1067	6 / 6	4990	8010
	TF460	4652	2380	1424	1157	6 / 6	4990	8033
	TF490	4952	2480	1524	1257	6 / 6	4800	8059
	TF540	5452	2660	1704	1437	6 / 6	4700	8110
	TF590	5962	2840	1884	1617	6 / 6	4550	8150

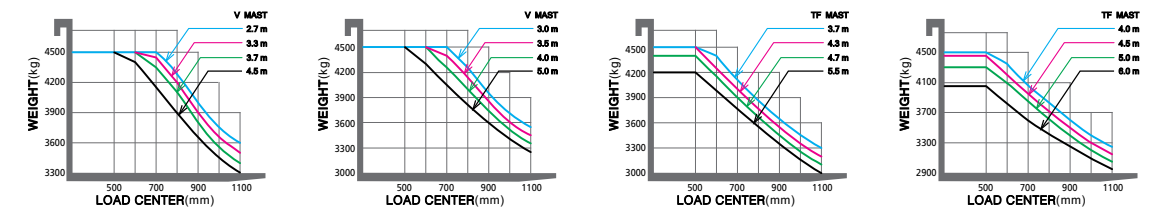
* Standard
 ※ TS-Mast : Wide Visible 3-Stage Full Free Lift Mast with 2 Free Lift Cylinders.

Load Capacity

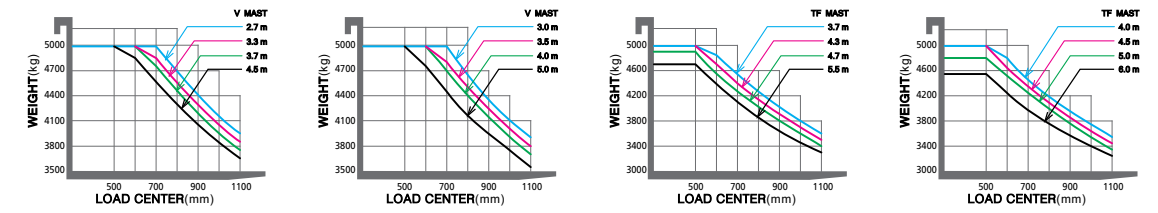
40B-9



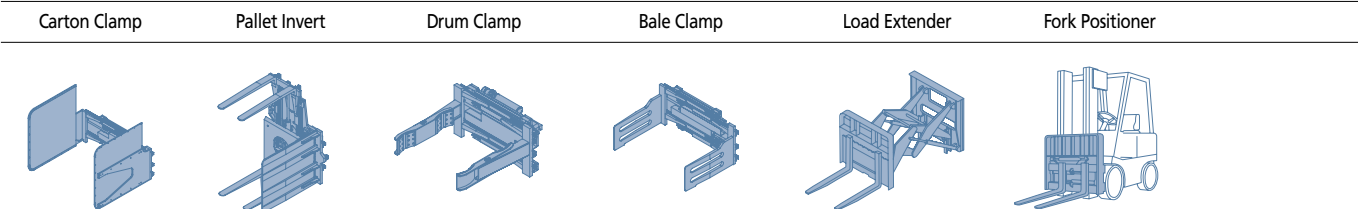
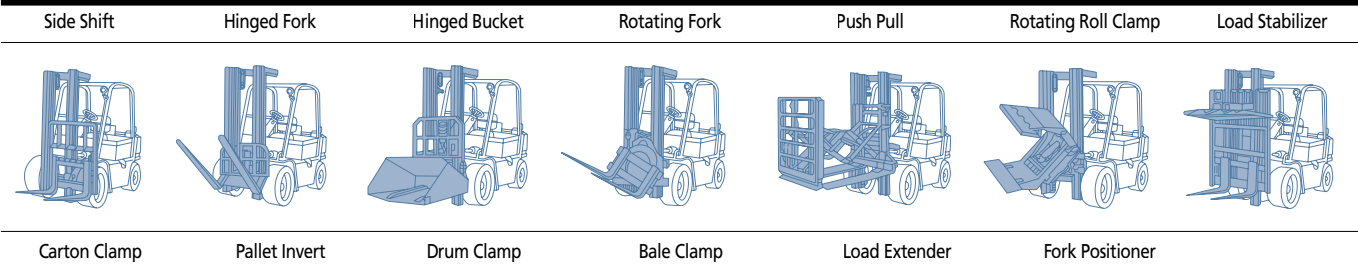
45B-9



50B-9



Various Attachments



Optional Items

- Fork(mm)
 40B-9 : 1070(STD), 1220, 1370, 1520, 1670, 1820, 1970, 2120, 2400
 45B-9 : 1070(STD), 1220, 1370, 1520, 1670, 1820, 1970, 2120
 50B-9 : 1070(STD), 1220, 1370, 1670, 1820, 1970, 2200
- Overshoe(mm)
 40/45/50B-9 : 1800, 2000, 2200
- Sideshift
- Tire : Solid(STD)/ Pneumatic / Non-marking / Double Tire
- Seat : Grammer
- Finger Tip Control

- Cold Storage (for -30°C cold working environments)
- M.C.V : 2-Spool (STD), 3-Spool, 4-Spool
- Auto Fork Leveling
- Beacon Lamp
- Load Indicator
- Work Lamp
- OPSS : Mast
- UL : ES, EE
- Cabin
- Direction Switch on Lever